

PEH-P-MYA Heat Pump

New Models

R407c Large Capacity Ceiling Concealed Ducted System

- > Twin, triple or quadruple configurations on one outdoor unit, utilising Mr Slim indoor units
- > Static pressure of up to 150Pa
- > Factory charged with up to 6.5kg of refrigerant



Technical Information >>

PEH-P-MYA - INDOOR UNITS


MODEL REFERENCE		PEH-P8MYA	PEH-P10MYA	PEH-P16MYA	PEH-P20MYA
CAPACITY (kW)	Heating (nominal)	23.7	30.5	47.4	61.0
	Cooling (nominal)	20.9	26.0	41.8	52.0
	Heating (UK)	20.15	25.95	40.3	51.85
	Cooling (UK)	18.8	23.4	37.6	46.8
SHF (nominal)		0.73	0.78	0.81	0.73
AIRFLOW (m3/min)		60	80	140	170
PIPE SIZE mm(in)	Gas	28.58 (1 1/8")	28.58 (1 1/8")	28.58 (1 1/8")	28.58 (1 1/8")
	Liquid	12.7 (1/2")	12.7 (1/2")	12.7 (1/2")	12.7 (1/2")
EXTERNAL STATIC PRESSURE (Pa) Lo-Hi		50-150	50-150	150	150
NOISE (dBA)		49	53	55	60
DIMENSIONS (mm)	Width	1380	1580	1690	1993
	Depth	650	650	865	865
	Height	428	428	706	706
WEIGHT (kg)		70	80	180	212
ELECTRICAL SUPPLY		380-415v, 50Hz	380-415v, 50Hz	380-415v, 50Hz	380-415v, 50Hz
PHASE		3	3	3	3
POWER INPUT (kW)	(nominal)	0.65	0.94	2.3	2.5
	(UK)	0.58	0.84	2.05	2.23
STARTING CURRENT (A)		5	9	10	18
RUNNING CURRENT (A)		1.12	1.64	4.1	4.7
FUSE RATING - HRC (A)		6	6	10	10
MAINS CABLE No. Cores		5	5	5	5
INTERCONNECTING CABLE No. CORES		3	3	3	3

PUH-P-MYA - OUTDOOR UNITS

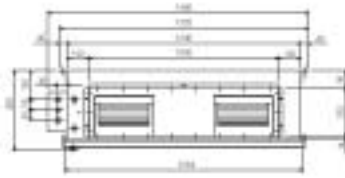
MODEL REFERENCE		PUH-P8MYA	PUH-P10MYA	2 x PUH-P8MYA	2 x PUH-P10MYA
NOISE (dBA)		56	57	56	57
WEIGHT (kg)		215	220	215	220
DIMENSIONS (mm)	Width	990	990	990	990
	Depth	840	840	840	840
	Height	1715	1715	1715	1715
ELECTRICAL SUPPLY		380-415v, 50Hz	330-415v, 50Hz	380-415v, 50Hz	330-415v, 50Hz
PHASE		3	3	3	3
POWER INPUT (kW)	Heating/Cooling (nominal)	7.17 / 7.27	8.62 / 9.02	7.17 / 7.27	8.62 / 9.02
	Heating/Cooling (UK)	6.38 / 6.18	7.67 / 7.67	6.38 / 6.18	7.67 / 7.67
STARTING CURRENT (A)		109	131	109	131
RUNNING CURRENT (A) Heating/Cooling		12.8 / 13.0	15.4 / 16.0	12.8 / 13.0	15.4 / 16.0
FUSE RATING - HRC (A)		32	40	32	40
MAINS CABLE No. Cores		5	5	5	5
MAX PIPE LENGTH (m)		50	50	50	50
MAX HEIGHT DIFFERENCE (m)		40	40	40	40
CHARGE R407c (kg)		6.0	6.5	6.0	6.5

INDOOR UNIT PEH-P8MYA

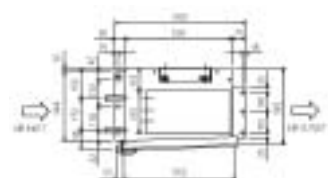
Upper View >



Front View >




Side View >

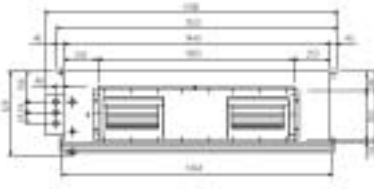


INDOOR UNIT PEH-P10MYA

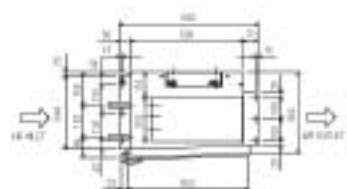
Upper View >



Front View >

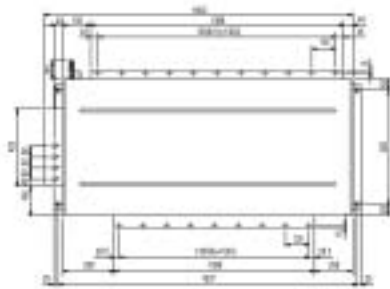


Side View >

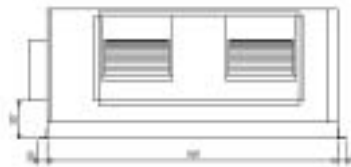


INDOOR UNIT PEH-P16MYA

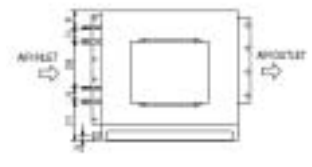
Upper View >



Front View >

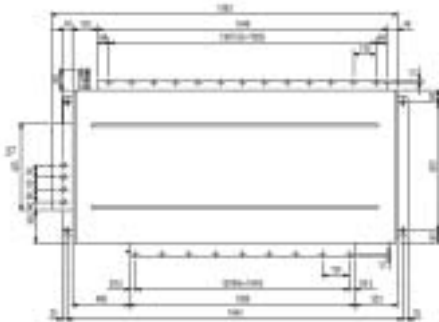


Side View >

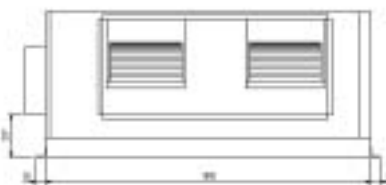


INDOOR UNIT PEH-P20MYA

Upper View >



Front View >



Side View >

